












s/v Frolic

 Merritt, NC

## Factory Certified 2014 Antares 44i

-  **NEW Elvstrom Mainsail**
-  **NEW North 3Di Genoa**
-  **NEW Elvstrom Screecher**
-  **LOW Engine Hours**
-  **NEW Volvo Engines (2018)**
-  **NEW Lifeline Batteries**
-  **NEW Cape Horn Watermaker**
-  **NEW Sunbrella Chaps**
-  **NEW Trampolines**

### Specifications

#### Dimensions

LOA: 44 ft 0 in  
Beam: 21 ft 9 in  
LWL: 43 ft 6 in  
Minimum Draft: 4 ft 0 in  
Displacement: 22500 lbs  
Bridge Clearance: 62 ft 0 in  
Hull color: White

#### Tanks

Water Tanks: (2 ea. X 75 Gal, Total 120 Gallons)  
Fuel Tanks: (2 ea. X 60 Gal, Total 150 Gallons)  
Holding Tanks: (2 ea. X 30 Gallons)

#### Accommodations

Number of double berths: 3  
Number of cabins: 3  
Number of heads: 2

#### Starboard Engine:

Engine Brand: Volvo D2-40  
Engine Type: Inboard  
Engine/Fuel Type: Diesel  
Propeller: MaxProp 18"  
Drive Type: Shaft Drive  
Engine Power: 40 HP  
Alternator: Mitsubishi 115 amp

#### Port Engine:

Engine Brand: Volvo D2-40  
Engine Type: Inboard  
Engine/Fuel Type: Diesel  
Propeller: MaxProp 18"  
Drive Type: Shaft Drive  
Engine Power: 40 HP  
Alternator: Mitsubishi 115 amp

## **Saloon**

The Saloon is beautifully designed. It has a warm, inviting atmosphere, with its cherry wood and large windows. The settee is L-shaped and right in the middle of the saloon. It's on a platform, allowing you to see everything, and there's even storage space underneath. The table can be used as a coffee table or a dining table. It features folding corners, allowing you to adjust the size to accommodate the number of people present. There's also an entertainment unit on the back wall. It's 19 inches deep and features numerous drawers and cupboards. The washer and dryer are also tucked away in there. There's also a raised shelf for storing charts.

- L-shaped settee on raised platform with panoramic view, storage below
- L-shaped entertainment center: 19" deep, wet bar sink, four cupboards with shelves below, 3-door cabinet for entertainment equipment. The top of the entertainment unit is Corian.
- Splendide 2000 washer/dryer
- Cherry chart storage unit installed
- Bar sink installed in the entertainment unit
- Overhead hatches, Oceanaire blinds/screens
- Light Tan Sunbrella interior upholstery
- Central HVAC (heating, ventilation, air conditioning) control/thermostat
- Dimmable room LED lights, plus reading lamps
- Apple TV media system and helm navigation display option
- Fusion stereo system with BOSE and Sony sound
- (2) Caframo Sirocco fans
- 4x 110VAC outlets plus (2) 12VDC outlets
- Pass through to the galley
- Phantom screen on sliding door to cockpit
- Teak and holly floor
- Central vacuum unit with collapsible hose to reach all interior areas
- Textilene covers for Saloon windows (black)

## **Galley**

The galley is on the port side of the ship. You can access it by some stairs that resemble the ones in your house. It's also open to the salon. The cabinetry is exceptionally well-made, and the wood is consistently cherry throughout.

- Corian counters in "Off-white with beige flecks" color with stainless steel backsplash
- Large deep double sink with single-lever high-rise faucet and spray
- 7.3 cu. ft. capacity fridge
- 4.3 cu. ft. capacity separate chest freezer
- 3-burner Princess propane stove
- Princess propane oven
- Panasonic microwave/convection oven
- Dimmable LED room lights and fluorescent countertop lighting
- 3x 110 VAC outlets
- Propane solenoid switch
- Ample port light with cherry trim and overhead hatch with Oceanaire blinds
- Full complement of galley items (dishes, glasses, utensils, and accoutrements)

## **Master Cabin**

The master cabin is on the starboard side of the boat. After going down two stairs, you'll find the master's room, which has a big stateroom, a dressing room, and a huge head.

- Queen-size mattress
- Ventilation pads under the mattress
- 2 large portlights with Oceanaire blinds
- 2 hatches (1) with Oceanaire blinds
- Bedside table with two drawers
- 4 storage drawers under berth
- Dimmable LED room lights
- Two reading lamps
- Independent HVAC control/thermostat
- Multiple storage areas in the stateroom and the dressing area
- Escape hatch at the foot of the berth
- 3/4' length mirror on back of door
- Caframo fan
- 110VAC and 12VDC outlets
- Storage area under the berth
- Flat screen TV mounted at the foot of the bed
- Bookshelf
- Pillows and linens included

## **Master Head**

The master head is located on the starboard side and features a large sink and counter area with Corian countertops. There's also a spacious vanity above. An acrylic shower door separates the shower, so the rest of the head stays dry.

- Shower with an electric sump pump
- Corian counters
- Stainless undermount sink with stainless single-lever faucet
- Jabsco electric marine toilet
- Vanity cabinet with storage shelves
- HVAC outlet
- Portlight and overhead hatch with Oceanaire blinds
- Stainless towel holder/tissue holder/robe hook
- Mirror on the door
- 110VAC outlet

## **Aft Guest Cabin**

Just behind the galley, on the port side, you'll find the first guest cabin.

- Queen-size mattress
- Ventilation pads under the mattress
- 2 large portlights with Oceanaire blinds
- 2 hatches (1) with Oceanaire blinds
- Ample storage space under the bed
- Two dimmable LED reading lights

- Caframo fan
- Independent heating and cooling, with a thermostat
- Bookshelf
- Hook and mirror on the back of the door
- Pillows and linens included

### **3rd Guest Stateroom**

The third guest stateroom is right in front of the galley on the port side. It features a super comfortable mattress with a ventilation pad underneath. The unit features additional drawers and storage cabinets, as well as storage space beneath the mattress.

- Large portlights and overhead hatch with Oceanaire blinds
- Reading lamps and overhead dome light
- Hook and mirror on the back of the door
- Caframo fan and HVAC outlet
- Pillow and linens included

### **2nd Head**

A second head is located forward on the port side.

- Jabsco electric marine toilet
- Wet shower with electric sump pump
- Corian counter
- Stainless undermount sink with stainless single-lever faucet
- Mirror on the door
- Vanity cabinets with storage shelves

### **Lighting**

- Aft cabins - 2 LED overhead lights on dimmer, plus two reading lights
- Master dressing area - 2 LED overhead lights on dimmer
- Nav Station area (down) - 2 LED overhead lights on dimmer
- Master Head - 2 LED overhead lights
- Shower - 2 overhead lights
- Galley - 3 LED overhead lights on dimmer plus under-cabinet fluorescent lights
- Saloon - 6 LED overhead lights on dimmer, two reading lamps
- Cockpit - 4 LED overhead lights on dimmer
- Generator compartment - LED lights
- House battery compartment -1 intensity fluorescent
- Mast - 2 halogen spreader lights + steaming light, LED masthead tricolor/anchor light
- Saloon plus cockpit and aft hull steps - LED night lights

### **Steering**

- Stainless steel wheel
- Jefa shaft drive "MAMBA" system
- Rudders are skegged for extra strength and stability
- Rudders linked by a stainless-steel tiller bar

- UHMW polyethylene bearings
- Accommodation for emergency steering through transom stairs/emergency tiller

## **Safety Gear**

- Life raft: Ocean Safety 4 (needs recertification)
- EPIRB: ACR Globalfix PRO 406 GPS EPIRB
- Electric bilge: Three Rule 1500
- Manual bilge: Whale Gulper
- Spare/extra chain, rope, halyards, sheets
- Fire extinguishers (4)
- Jack lines
- Lifesling II installed on aft side rail
- Jordan Series Drogue with quick-deployment bag

## **Anchoring and Docking**

- Quick 1400 electric windlass with handheld remote
- Rocna 33kg/73lb primary anchor w/250' G4 chain (3/8") plus 50' rode (5/8")
- Secondary 150' 5/8" nylon rode
- Fortress FX-37 stern anchor stored in a custom mount in the port transom locker
- Fortress FX-23 backup anchor stored in battery locker
- Dinghy anchor
- Fenders (6)
- (1) Ball fender (20")
- (6) Dock lines
- Step fender
- Extra sheets and lines
- Spare rope for storm ties
- 2 x 50ft 30-amp power cords
- Salt water and freshwater wash down on the foredeck for the anchor chain and anchor
- Spare 10mm gypsy, spare 8mm gypsy
- Spare quick windlass upper component

## **Generator Compartment**

- Onan 7.5 kW (approx. 640 hours)
- 110 VAC outlet
- LED lights
- Storage
- Y valve for head holding tank. No macerator pump needed to dump at sea.
- Black water holding tank
- Whale shower sump pump
- Boat hooks
- Black water holding tank

## **Sails**

The Vessel has a Main, Self-Tacking Jib, Genoa, Screecher, and Spinnaker. The mast is Selden, featuring powered in-mast furling, a deck-stepped anodized aluminum furling mast, and a double diamond stay configuration. The boom is supported by a Selden Rod

Kicker vang with a gas strut.

### **Elvstrom EMS max main triradial. NEW 2021**

- In-mast furling. Vertically battened
- Harken mainsheet traveler system mounted on hardtop
- 6:1 Harken traveler controls are accessible from the cockpit
- **95% Jib – UK Sails 252 sq. ft.**
  - Selden self-tacking jib traveler installed on the foredeck
  - Halyard with snap shackle
  - Furlex 400S Furling Gear
  - Tell Tales
  - Single Line Jib sheet leads to the cockpit
  - Harken 50 power winch (self-tailing, two speed) at helm for sheet/furling
- **130% Genoa – North Sails Furling Genoa 3Di OCEAN 370 14,700 Dpi. NEW 2023**
  - Tell Tales
  - Genoa Sheets
  - Furlex 400s furler
  - Harken 44 sheet winches (self-tailing, two speed) are located aft in the cockpit.
  - Two winch handles
  - Harken 50 power winch (self-tailing, two speed) at helm for furling control
- **Furling Screecher - Elvestrom Challenge Code Tec 170 Screecher, triradial construction, White UV Dacron sun cover, Torsion line with thimbles, Soft Clew. NEW 2022**
  - Selden Code Zero furling
  - Stowable bowsprit mounted on front crossbeam.
  - Auxiliary halyard fitted with a snap shackle
  - Screecher sheets lead aft to Selden Fairlead Blocks.
- **Asymmetrical Spinnaker UK Sails 1.5oz nylon**
  - Spinlock Line Clutch on bowsprit for tack
  - Snuffer sock and Separate tack line with clutch on bowsprit

### **Winches**

- 2x Harken 50 power winch, self-tailing, two speed (1 at the helm, one aft cockpit)
- 2x Harken 50 winches, self-tailing, two speed (aft cockpit)

### **Engine/Mechanical**

- **Engine/Mechanical Overview**
  - Twin Volvo 40hp diesel engines (model D2-40)

- High output alternators @ 115 amps/engine
  - Racor dual fuel filters - vacuum gauges on top of the filter
  - Engines are located mid-ship in sound-shielded compartments
  - Engine room blowers to take heat from the engine rooms when the engines shut down. When running the engines with the blowers off, it gives adequate back feed of fresh air to the engines for combustion
  - Spare parts and maintenance supplies
  - Shaft drive (1.25" shafts)
  - Maxprop 18" 4-blade, feathering propellers with line cutters
  - Twin 60-gallon aluminum diesel fuel tanks mounted mid-ship below the water line
  - 10 x 20l yellow diesel fuel containers
  - Maintenance supplies - impellers, oil filters, fuel filters, oil, lube grease, and more
- **Generator**
    - Onan 7.5 kW generator with sound-insulating box. 621 hrs.
    - The primary filter is a Racor diesel/water separator
    - Spare parts and maintenance supplies
- **Air Conditioning**
    - 2 x 6,500 BTU, 1 x 16,500 BTU, Cruisair

## **Exterior**

- **Deck Hardware**
  - Spinlock Line clutches - 6 at aft winch, four at forward winch, one on bowsprit
  - Mooring cleat (12") with fairlead on each bow
  - 2 Mooring cleats (12") with fairlead amidships on each hull
  - Mooring cleat (12") with fairlead on each stern
  - Mooring cleat (12") on each transom
  - Stanchions (6) 30"-high with double lifelines per side
  - Gates with pelican hooks at the stern and transom on both sides
  - Extra handholds on the stern for boarding
  - Recessed swim ladder mounted on port side steps - easily deployed from the water.
  - Bow seats in pulpits
  - The toe rail is a clear anodized T-section, mounted on the external flange of the deck and hull with fasteners on 4" centers.
  - Full-length rub rails provide mid-height hull protection
  - Stainless steel through-bolted chain plates into primary reinforcements
- **Front Beam & Trampoline**
  - **NEW 2023** trampolines, made of a woven and sewn vinyl-dipped Dacron
  - Aluminum compression member with stainless A-frame supports, forestay, bowsprit, harness, and tie-downs for trampoline

- **Aft Arch & Davits**

- Stainless steel arch with integrated bench seats. Davit system suitable for dinghies up to 12 ft.
- Upgraded lifting blocks with spare sheave for power furling screecher
- 2 x 335-watt solar panels
- Built-in storage benches contain propane tanks and lines, and seat four people.
- Harken 50 power winch mounted on center pedestal between storage benches
- Elevated benches (constructed of Starboard) seat four people above storage benches
- BBQ Grill - Magma stainless
- Stern Light
- Antenna for Single Side Band Radio - large whip antenna mounted on the port side
- Antenna for WiFi booster - Shakespeare omni antenna mounted starboard side – disconnected

- **Cockpit**

- Bimini hardtop (carbon fiber reinforced) with integral support for Harken traveler and four 60-watt solar panels (all installed topside)
- Solid glass windshield with windshield wipers (2-speed and intermittent)
- Two large hatches above helm and copilot seats, with Textaline sunshade/bug screens
- Phantom retracting screen door
- Full-length hand holds around edges of hardtop and overhead in cockpit (stainless)
- Moveable step stool at the helm
- Bench seating in center cockpit with folding table (seats up to 5 people)
- Vinyl cockpit cushions (white)
- Stainless armrest at port side seating in the cockpit
- Vinyl cushions for the aft bench
- An additional single helm seat was installed on the port side
- Cup holders throughout
- Cockpit lights (4) with dimmer
- Full Sunbrella with Stratoglass cockpit enclosure (White)
- Vinyl sunshade between hardtop and arch (Tan)
- Marine Waterproof Cockpit Speakers
- Deck shower with hot and cold fresh water on the port side
- All lines for halyards, reefing, sheets, vang, furling, and topping lift led aft to two winch stations, all with Spinlock line clutches
- Textilene sunshade for cockpit
- Complete set of Sunbrella storage covers including the salon windows, cockpit sides and rear, and hatch covers

- **Mast & Rigging**

- Deck stepped, anodized aluminum Selden Furling Mast with a double diamond stay configuration.
- Running rigging leads through underdeck raceway to line clutch-equipped cockpit winch pedestals.
- Anti-chafe sail rollers on spreader ends.
- Conduit in the mast for all electrical wiring



- Steaming light. Installed with a separate switch from the navigation lights.
  - RA-4520 radar reflector on mast
  - Spreader lights
  - Mast-top combination anchor/tri-color light with separate switches and emergency flasher function
  - Spare blocks
  - Extra rope/lines
- **Deck Lockers**
    - A port forward locker with steps attached to the outboard wall provides access to sail storage and the holding tank for the port head, accessed via a Bomar hatch.
    - The starboard forward locker, equipped with steps attached to the outboard wall, provides access to the generator, a large storage area, and a holding tank for the starboard head. The Bomar hatch features a ventilator and LED lighting.
    - The center forward locker, equipped with a stainless steel ladder, contains ship service batteries in a fiberglass enclosure. This provides access to the windlass motor and mast wiring, as well as a tunnel under the bridge deck. The locker also features storage for fenders and lines. It is equipped with a Bomar hatch, ventilator, and an Intensity fluorescent lamp.
    - Anchor locker for primary anchor and chain (can be retrofitted to be divided for two anchors if necessary), capstan for windlass, remote control for windlass, deck wash spray with both salt and fresh water supply, access to fillers for fresh water tanks.
    - Center cockpit lazarette with double door entry gives access to refrigeration compressors, steering components, autopilot drive unit, and a large storage area, including extra lines
    - Aft storage bench seats with Starboard dividers include rope compartments and propane tanks - 20lb bottles, primary plus one spare, plus space for 4 66 cu-ft scuba tanks
    - Transom lockers provide access to the shaft steering system, watermaker, SSB tuner, and storage, including extra fuel containers, an emergency bilge pump, and other items.
    - Sunbrella hatch covers (tan)

## Electrical

Vessel wired for US power - 110 VAC and 12 VDC

- Shore Power: 2x 30-amp Marinco Easy Lock inlets mounted on starboard side - two Schneider 30-amp heavy-duty breakers mounted close to shore power inlets (access from panel in Master stateroom) - two 50 ft 30-amp power cords, plus 50-amp splitter and 20-amp converter
- **NEW 2022** House Batteries: 4 Lifeline GPL-L16T batteries (830amp hrs. @ 12v)
- Starter Batteries: 3 12-volt, mixed ages
- Victron Inverter/charger with true sine wave output - located under saloon settee with control panel next to Nav Station
- Victron Cerbo GX system with 7" touch screen controller/monitor for inverter/charger and batteries. Allows off-board monitoring through WiFi
- BlueSea automatic charge controllers (2), battery isolators (4)
- ProMarine 60-amp galvanic isolator

- 12VDC: Paneltronics 24x 15-amp breakers with 115-amp main switch, voltmeter for reading all batteries, line voltage meter for shore power/generator input, and amp meter for reading load current, all at Nav Station.
- 110VAC: Paneltronics 11 breakers with main supply safety breakers either connect shore power or generator, not both. Can parallel the input such that only one shore power connection will work, should you only want to hook up with a single 30 amp rather than 2 X 30 amps.
- Solar Power: 4 x 60-watt solar panels recessed into the hard top, plus 2 x 335-watt panels on the arch.
- Two Victron MPPT charge controllers are connected to the Cerbo GX system.

## **Electronics**

- **Electronics - Nav/Helm Station/Communications**
  - Simrad RS-40B combined VHF/AIS transceiver with GPS, DSC, and hailer/fog horn (mast mounted) plus wireless remote for use at the helm
  - Furuno TZ 14" Chart Plotters (2)
  - Furuno RD-33 multi-purpose instrument at the nav station
  - Furuno F503 wind speed/direction
  - Furuno Navpilot 711Autopilot
  - Furuno color autopilot controls (2) at the nav station and the helm station
  - Furuno DRS2D radar
  - Furuno GP330 GPS
  - Furuno PG700 Heading Sensor
  - Starlink Gen 2 dish with 12-volt conversion
  - PredictWind DataHub serves as the ship's primary WiFi access point, connecting Starlink, hotspot phones, instrumentation, and user devices.
  - Airmar MultiSensor (STW) transducer - mounted on port hull (aft of head)
  - CruiseAir automatic thermostat/controllers (heat, cool, dehumidify) - in saloon & aft cabins
  - WEMA tank monitors (4) - for water and waste tanks
  - iCom IC-M802 SSB radio with DSC and speaker, plus AT140 auto tuner and dynaplate
- **Entertainment**
  - Fusion 12-volt Stereo System (AM/FM/Sirius/iPod/Aux) with remote at Helm Station
  - Apple TV media center with a remote controller
  - Bose speakers in the Salon
  - Sony subwoofer in the Salon and remote speakers in the cockpit
  - 32" Sony flat panel TV with remote - multiple HDMI inputs included.
  - 24" LG flat panel TV with remote in master cabin- multiple HDMI inputs included.
  - HDMI switch with various HDMI inputs routed to either TV
  - Samsung DVD/Blu-ray player
  - Sony Marine 2-zone 600-watt amplifier

## **Plumbing**

- Two 75-gallon aluminum water tanks mounted amidships below the waterline
- Quick Nautic Boiler hot water tanks, one in each hull - engine/110VAC heating
- Isotherm heat controllers on the port water heater

- Two 30-gallon wastewater holding tanks are located adjacent to each head, with a "Y" valve installed to select between deck pump out or overboard gravity discharge.
- WEMA tank monitoring system is installed on holding and water tanks - 4 gauges
- Rule 1500 gph bilge pumps (3) installed amidships in each hull, plus a generator locker
- Fresh water, hot and cold, hand-held shower located adjacent to the port transom stairs.
- Wash down sprayer located in the anchor locker - flex hose & sprayer attached, selectable sea or freshwater input, sea water pump mounted in the port hull,
- **NEW 2021** Spectra Cape Horn Extreme water maker with spares and filters. Runs efficiently on solar power
- Victron's high-efficiency DC-DC converter provides stabilized voltage for the water maker.
- Deck pump-out fittings for both holding tanks
- Deck filler inlets (2) for each fuel tank

## Dinghy

- Zodiac 11' aluminum RIB
- Yamaha 15 hp 2-stroke
- A cooler was installed in place of the seat
- **NEW 2023** Custom Sunbrella chaps